

COURSE CODE	COURSE NAME	L-T-P-C	YEAR OF INTRODUCTION
EC302	Digital Communication	4-0-0-4	2016
Prerequisite: EC204 Signals and Systems, EC208 Analog Communication			
Course Objectives: <ul style="list-style-type: none"> • To understand the concept of Digital representation of analog source • To understand the Performance comparison various pulse modulation schemes • To discuss Inter Symbol Interference (ISI) problem in digital communication and to derive the Nyquist Criteria for zero ISI in data Transmission • To analyse the need for introducing ISI in controlled manner • To understand signal space representation of signal using Gram Schmidt orthonormalisation procedure • To analyse the error probability for different modulation schemes like BPSK, BFSK, QPSK etc. • To understand the principle of spread spectrum communication and to illustrate the concept of FHSS and DSSS • To understand various Multiple Access Techniques 			
Syllabus: Overview of Random variables and Random process, Overall picture and relevance of digital communication, Digital Pulse modulation, Signal space concepts, Matched filter receiver, Review of Gaussian random process, Digital band pass modulation schemes, Detection of signals in Gaussian noise, Pseudo-noise sequences, Importance of synchronization, Spread spectrum communication, Diversity techniques, Multiple Access Techniques.			
Expected Outcome The students will be able to <ul style="list-style-type: none"> i. Illustrate the Digital representation of analog source ii. Compare the performance of various Digital Pulse Modulation Schemes iii. Apply the knowledge of ISI problems in Digital communication to derive Nyquist criteria for zero ISI iv. Analyse the need for introducing ISI in Digital Communication in a controlled manner v. Construct signal space representation of signal using Gram Schmidt orthonormalisation procedure vi. Compare the error probability for different digital modulation schemes like BPSK, BFSK, QPSK etc. vii. Describe the principle of spread spectrum communication and to illustrate the concept of FHSS and DSSS viii. Understand various Diversity Techniques 			
Text Books: <ol style="list-style-type: none"> 1. John G. Proakis, Masoud Salehi, Digital Communication, McGraw Hill Education Edition, 2014 2. Nishanth N, Digital Communication, Cengage Learning India , 2017 3. Ramakrishna Rao, Digital communication, Tata McGraw Hill Education Pvt. Limited. 4. Simon Haykin, Communication Systems, 4/e Wiley India, 2012. 			

References:

1. Couch: Analog and Digital Communication. 8e, Pearson Education India, 2013.
2. H.Taub and Schilling Principles of Communication Systems, , TMH, 2007
3. K.Sam Shanmugham, Digital and Analog Communication Systems, John Wiley & Sons
4. Pierre Lafrance ,Fundamental Concepts in Communication, Prentice Hall India.
5. Sheldon.M.Ross, “Introduction to Probability Models”, Academic Press, 7th edition.
6. Sklar: Digital Communication, 2E, Pearson Education.
7. T L Singal, Digital Communication, McGraw Hill Education (India) Pvt Ltd, 2015

Course Plan

Module	Course content	Hours	End Sem. Exam Marks
I	Overview of Random variables and Random process: Random variables–continuous and Discrete, random process-Stationarity, Autocorrelation and power spectral density, Transmission of Random Process through LTI systems, PSD, AWGN	3	15
	Pulse Code Modulation (PCM): Pulse Modulation, Sampling process, Performance comparison of various sampling techniques Aliasing, Reconstruction, PAM, Quantization, Noise in PCM system	3	
	Modifications of PCM: Delta modulation, DPCM, ADPCM, ADM, Performance comparison of various pulse modulation schemes, Line codes, PSD of various Line codes	4	
II	Transmission over baseband channel: Matched filter, Inter Symbol Interference (ISI), Nyquist Criteria for zero ISI, Ideal solution, Raised cosine spectrum, Eye Pattern	4	15
	Correlative Level Coding - Duobinary coding, precoding, Modified duobinary coding, Generalized Partial response signalling.	3	
FIRST INTERNAL EXAM			
III	Signal Space Analysis: Geometric representation of signals, Gram Schmidt orthogonalization procedure.	3	15
	Transmission Over AWGN Channel: Conversion of the continuous AWGN channel into a vector channel, Likelihood function, Maximum Likelihood Decoding, Correlation Receiver	4	
IV	Digital Modulation Schemes: Pass band transmission model, Coherent Modulation Schemes- BPSK, QPSK, BFSK. Non-Coherent orthogonal modulation schemes, Differential Phase Shift Keying (DPSK)	4	15
	Detection of Binary modulation schemes in the presence of noise, BER for BPSK, QPSK, BFSK	5	
SECOND INTERNAL EXAM			
V	Pseudo–noise sequences: Properties of PN sequences. Generation of PN Sequences, generator polynomials, Maximal length codes and Gold Codes.	3	20

	Importance of synchronization: Carrier, frame and symbol/chip synchronization techniques.	2	
	Spread spectrum communication: Direct sequence spread spectrum with coherent binary phase shift keying, Processing gain, Probability of error, Anti-jam Characteristics, Frequency Hop spread spectrum with MFSK, Slow and Fast frequency hopping.	4	
VI	Multipath channels: classification, Coherence time, Coherence bandwidth, Statistical characterization of multi path channels, Binary signalling over a Rayleigh fading channel.	3	20
	Diversity techniques: Diversity in time, frequency and space.	2	
	Multiple Access Techniques: TDMA, FDMA, CDMA and SDMA – RAKE receiver, Introduction to Multicarrier communication- OFDM	5	
END SEMESTER EXAM			

Question Paper Pattern (End Semester Exam)

Maximum Marks : 100

Time : 3 hours

The question paper shall consist of three parts. Part A covers modules I and II, Part B covers modules III and IV, and Part C covers modules V and VI. Each part has three questions uniformly covering the two modules and each question can have maximum four subdivisions. In each part, any two questions are to be answered. Mark patterns are as per the syllabus with 30% for theory and 70% for logical/numerical problems, derivation and proof.



COURSE CODE	COURSE NAME	L-T-P-C	YEAR OF INTRODUCTION
EC304	VLSI	3-0-0-3	2016
Prerequisite: EC203 Solid State Devices, EC204 Analog Integrated Circuit.			
Course objectives:			
<ul style="list-style-type: none"> To give the knowledge about IC Fabrication Techniques To impart the skill of analysis and design of MOSFET and CMOS logic circuits. 			
Syllabus:			
IC Fabrication Technology, CMOS IC Fabrication Sequence, CMOS inverters, Design rules, Static CMOS Design, Dynamic CMOS circuits, Pass transistor, Read Only Memory, Random Access Memory, Sense amplifiers, Adders, multipliers, Testing of VLSI circuits.			
Expected outcome:			
The students will be able to design and analyse various MOSFET and CMOS logic circuits.			
Text Books:			
1. John P Uyemura, Introduction to VLSI Circuits and Systems, Wiley India, 2006			
2. S.M. SZE, VLSI Technology, 2/e, Indian Edition, McGraw-Hill, 2003			
References:			
1. Jan M.Rabaey, Digital Integrated Circuits- A Design Perspective, Prentice Hall, Second Edition, 2005.			
2. Neil H.E. Weste, Kamran Eshraghian, Principles of CMOS VLSI Design- A Systems Perspective, Second Edition. Pearson Publication, 2005			
3. Razavi - Design of Analog CMOS Integrated Circuits, 1e, McGraw Hill Education India Education, New Delhi, 2003.			
4. Sung –Mo Kang & Yusuf Leblebici, CMOS Digital Integrated Circuits- Analysis & Design, McGraw-Hill, Third Ed., 2003.			
5. Yuan Taur & Ning, Fundamentals of Modern VLSI Devices, Cambridge University Press, 2008			
Course Plan			
Module	Course content	Hours	End Sem. Exam Marks
I	Material Preparation- Purification, Crystal growth (CZ and FZ process), wafer preparation	4	15
	Thermal Oxidation- Growth mechanisms, Dry and Wet oxidation, Deal Grove model.		
	Diffusion- Fick's Laws, Diffusion with constant surface concentration and from a constant source, diffusion techniques. Ion implantation- Technique, Range Theory, annealing.	3	
II	Epitaxy : Vapour phase epitaxy and molecular beam epitaxy	4	15
	Lithography- Photo lithographic sequence, Electron Beam Lithography, Etching and metal deposition		
	Methods of isolation Circuit component fabrication: transistor, diodes, resistors, capacitors, N-well CMOS IC Fabrication Sequence	3	
FIRST INTERNAL EXAM			
III	CMOS inverters- DC characteristics, switching characteristics, power dissipation	4	15

	Layout Design rules , Stick Diagram and layout of CMOS Inverter, two input NAND and NOR gates	4	
IV	MOSFET Logic Design -Pass transistor logic, Complementary pass transistor logic and transmission gate logic , realization of functions	6	15
SECOND INTERNAL EXAM			
V	Read Only Memory -4x4 MOS ROM Cell Arrays(OR,NOR,NAND) Random Access Memory –SRAM-Six transistor CMOS SRAM cell, DRAM –Three transistor and One transistor Dynamic Memory Cell	4	20
	Sense amplifiers –Differential Voltage Sensing Amplifiers Introduction to PLDs and FPGAs, Design of PLAs.	3	
VI	Adders - Static adder, Carry-By pass adder, Linear Carry-Select adder, Square- root carry- select adder Multipliers -Array multiplier	4	20
END SEMESTER EXAM			

Question Paper Pattern (End Semester Exam)

Maximum Marks : 100

Time : 3 hours

The question paper shall consist of three parts. Part A covers modules I and II, Part B covers modules III and IV, and Part C covers modules V and VI. Each part has three questions uniformly covering the two modules and each question can have maximum four subdivisions. In each part, any two questions are to be answered. Mark patterns are as per the syllabus with 70% for theory and 30% for logical/numerical problems, derivation and proof.



COURSE CODE	COURSE NAME	L-T-P-C	YEAR OF INTRODUCTION
EC306	Antenna & Wave Propagation	3-0-0-3	2016
Prerequisite: EC303 Applied Electromagnetic Theory			
Course objectives:			
<ul style="list-style-type: none"> • To learn the basic working of antennas. • To study various antennas, arrays and radiation patterns of antennas. • To understand various techniques involved in various antenna parameter measurements. • To understand the propagation of radio waves in the atmosphere. 			
Syllabus:			
<p>Antenna and antenna parameters, Duality of antennas, Derivation of electromagnetic fields and directivity of short dipole and half wave dipole, Measurement of antenna parameters. Antenna arrays and design of Endfire, broadside, binomial and Dolphchebyshev arrays, Principles of practical antennas. Traveling wave antennas, principle and applications of V and rhombic antennas Principles of Horn, Parabolic dish antenna and Cassegrain antenna, Log periodic antenna array and Helical antenna. Design of rectangular Patch antennas. Principle of smart antenna, Radio wave propagation, Different modes, effect of earth's magnetic field. Fading and diversity techniques.</p>			
Expected outcome:			
<p>The student will be able to know:</p> <ol style="list-style-type: none"> i. The basic working of antennas. ii. Various antennas, arrays and radiation patterns of antennas iii. Various techniques involved in various antenna parameter measurements. iv. The propagation of radio waves in the atmosphere. 			
Text Books:			
<ol style="list-style-type: none"> 1. Balanis, Antenna Theory and Design, 3/e, Wiley Publications. 2. John D. Krauss, Antennas for all Applications, 3/e, TMH. 			
References:			
<ol style="list-style-type: none"> 1. Collin R.E, Antennas & Radio Wave Propagation, McGraw Hill. 1985. 2. Jordan E.C. & K. G. Balmain, Electromagnetic Waves & Radiating Systems, 2/e, PHI. 3. Raju G.S.N., Antenna and Wave Propagation, Pearson, 2013. 4. Sisir K.Das & Annapurna Das, Antenna and Wave Propagation, McGraw Hill,2012 5. Terman, Electronics & Radio Engineering, 4/e, McGraw Hill. 6. Thomas A. Milligan, Modern Antenna Design, IEEE PRESS, 2/e, Wiley Inter science. 			

Course Plan			
Module	Course content	Hours	End Sem. Exam Marks
I	Basic antenna parameters - gain, directivity, beam solid angle, beam width and effective aperture calculations. Effective height - wave polarization - antenna temperature - radiation resistance - radiation efficiency - antenna field zones - principles of reciprocity. Duality of antennas.	7	15
II	Concept of retarded potential. Field, directivity and radiation resistance of a short dipole and half wave dipole. Measurement of radiation pattern, gain, directivity and impedance of antenna	7	15
FIRST INTERNAL EXAM			
III	Arrays of point sources - field of two isotropic point sources - principle of pattern multiplication - linear arrays of 'n' isotropic point sources. Grating lobes.	4	15
	Design of Broadside, Endfire & Binomial arrays. Design of DolphChebyshev arrays.	4	
IV	Basic principle of beam steering. Travelling wave antennas. Principle and applications of V and rhombic antennas. Principles of Horn, Parabolic dish antenna, Cassegrain antenna (expression for E, H and Gain without derivation).	6	15
SECOND INTERNAL EXAM			
V	Principle of Log periodic antenna array and Helical antenna. Antennas for mobile base station and handsets.	3	20
	Design of rectangular Patch antennas. Principle of smart antenna.	3	
VI	Radio wave propagation , Modes , structure of atmosphere, sky wave propagation , effect of earth's magnetic field, Ionospheric abnormalities and absorption, space wave propagation, LOS distance	4	20
	Field strength of space wave, duct propagation, VHF and UHF Mobile radio propagation, tropospheric scatter propagation, fading and diversity techniques.	4	
END SEMESTER EXAM			

Question Paper Pattern (End semester exam)

Max. Marks : 100

Time : 3 hours

The question paper shall consist of three parts. Part A covers modules I and II, Part B covers modules III and IV, and Part C covers modules V and VI. Each part has three questions uniformly covering the two modules and each question can have maximum four subdivisions. In each part, any two questions are to be answered. Mark patterns are as per the syllabus with 50% for theory and 50% for logical/numerical problems, derivation and proof.

COURSE CODE	COURSE NAME	L-T-P-C	YEAR OF INTRODUCTION
EC308	Embedded Systems	3-0-0 -3	2016
Prerequisite: EC206 Computer Organization, EC305 Microprocessors & Microcontrollers			
Course objectives:			
<ul style="list-style-type: none"> • To have a thorough understanding of the basic structure and design of an Embedded System • To study the different ways of communicating with I/O devices and standard I/O interfaces. • To study the basics of RTOS for Embedded systems. • To study the programming concepts of Embedded Systems • To study the architecture of System-on-Chip and some design examples. 			
Syllabus: Introduction to Embedded Systems, Embedded system design process, Serial and parallel communication standards and devices, Memory devices and device drivers, Programming concepts of embedded programming - Embedded C++ and embedded java, Real Time Operating Systems Micro C/OS-II.			
Expected outcome:			
The students will be able to:			
<ol style="list-style-type: none"> i. Understand the basics of an embedded system ii. Develop program for an embedded system. iii. Design, implement and test an embedded system. 			
Text Books:			
<ol style="list-style-type: none"> 1. David E. Simon, An Embedded Software Primer, Pearson Education Asia, First Indian Reprint 2000. 2. Wayne Wolf, Computers as Components: Principles of Embedded Computing System Design, Morgan Kaufman Publishers - Elsevier 3ed, 2008 			
References:			
<ol style="list-style-type: none"> 1. Frank Vahid and Tony Givargis, Embedded Systems Design – A Unified Hardware / Software Introduction, John Wiley, 2002 2. Iyer - Embedded Real time Systems, 1e, McGraw Hill Education New Delhi, 2003 3. K.V. Shibu, Introduction to Embedded Systems, 2e, McGraw Hill Education India, 2016. 3. Lyla B. Das, Embedded Systems: An Integrated Approach, 1/e , Lyla B. Das, Embedded Systems, 2012 4. Rajkamal, Embedded Systems Architecture, Programming and Design, TMH, 2003 5. Steve Heath, Embedded Systems Design, Newnes – Elsevier 2ed, 2002 6. Tammy Noergaard, Embedded Systems Architecture, A Comprehensive Guide for Engineers and Programmers, Newnes – Elsevier 2ed, 2012 			

Course Plan			
Module	Course content	Hours	End Sem. Exam Marks
I	Introduction to Embedded Systems– Components of embedded system hardware–Software embedded into the system – Embedded Processors - CPU architecture of ARM processor (ARM9) – CPU Bus Organization and Protocol.	4	15
	Design and Development life cycle model - Embedded system design process – Challenges in Embedded system design	3	
II	Serial Communication Standards and Devices - UART, HDLC, SCI and SPI.	3	15
	Serial Bus Protocols - I2C Bus, CAN Bus and USB Bus. Parallel communication standards ISA, PCI and PCI-X Bus.	3	
FIRST INTERNAL EXAM			
III	Memory devices and systems - memory map – DMA - I/O Devices – Interrupts - ISR – Device drivers for handling ISR – Memory Device Drivers – Device Drivers for on-board bus.	6	15
IV	Programming concepts of Embedded programming – Features of Embedded C++ and Embedded Java (basics only). Software Implementation, Testing, Validation and debugging, system-on-chip.	6	15
	Design Examples: Mobile phones, ATM machine, Set top box	1	0
SECOND INTERNAL EXAM			
V	Inter Process Communication and Synchronization -Process, tasks and threads –Shared data– Inter process communication - Signals – Semaphore – Message Queues – Mailboxes – Pipes – Sockets – Remote Procedure Calls (RPCs).	8	20
VI	Real time operating systems - Services- Goals – Structures - Kernel - Process Management – Memory Management – Device Management – File System Organization. Micro C/OS-II RTOS - System Level Functions – Task Service Functions – Memory Allocation Related Functions – Semaphore Related Functions. Study of other popular Real Time Operating Systems.	8	20
END SEMESTER EXAM			


Question Paper Pattern (End semester exam)

Maximum Marks : 100

Time : 3 hours

The question paper shall consist of three parts. Part A covers modules I and II, Part B covers modules III and IV, and Part C covers modules V and VI. Each part has three questions uniformly covering the two modules and each question can have maximum four subdivisions. In each part, any two questions are to be answered. Mark patterns are as per the syllabus with 100 % for theory.

APJ ABDUL KALAM
TECHNOLOGICAL
UNIVERSITY



COURSE CODE	COURSE NAME	L-T-P-C	YEAR OF INTRODUCTION
EC312	Object Oriented Programming	3-0-0-3	2016
Prerequisite: NIL			
Course objectives:			
<ul style="list-style-type: none"> • To introduce the Object Oriented Programming paradigm using C++ and Java as the languages. • To learn simple Android application development from the fundamentals. 			
Syllabus:			
Object Oriented Programming and basics of C++, Advanced features of C++ programming such as exception handling and templates. Object oriented features of Java and their implementation. Advanced features of Java including packages, multithreading and error management. Introduction to Android application development with a case study.			
Expected outcome:			
The students will have:			
<ol style="list-style-type: none"> i. A thorough understanding of the features of OOP like class construction, polymorphism and inheritance of C++ and Java. ii. An understanding of advanced features of C++ such as templates, abstract classes and virtual functions. iii. Knowledge of advanced features of Java such as multithreading, packages and error management. iv. Skills in designing android application development. v. Skills in debugging, deploying and testing mobile applications. 			
Text Books:			
<ol style="list-style-type: none"> 1. E. Balagurusamy, Object Oriented Programming with C++ and JAVA, McGrawHill, 2015 2. Hardy, Brian, and Bill Phillips, Android Programming: The Big Nerd Ranch Guide. Addison-Wesley Professional, 2013. 3. Yashwant P. Kanetkar, Let us C++, 2/e, BPB Publications, 2003 			
References:			
<ol style="list-style-type: none"> 1. Deitel, Harvey M., and Paul J. Deitel., Java how to program.,7th International edition.” (2007): 390-420. 2. G. Booch, R. A. Maksimchuk, M. W. Engel, and B J. Young, Object-oriented Analysis and Design with Applications, Addison-Wesley, 3rd Edition, 2007. 3. Horstmann, Cay S., and Gary Cornell., Core Java 2: Volume I, Fundamentals, Pearson Education, 2002. 4. Samanta, Debasis, Object-Oriented programming with C++ and Java, PHI Learning Pvt. Ltd., 2006. 5. Stroustrup, Bjarne. The C++ programming language, Pearson Education India, 1986. 6. www.tutorialspoint.com/android/android_tutorial.pdf 			

Course Plan			
Module	Course content	Hours	End Sem. Exam Marks
I	Concepts of OOP – Introduction to OOP, Procedural Vs. Object Oriented Programming, Principles of OOP, Benefits and applications of OOP.	2	15
	Beginning with C++: Overview and Structure of C++ Program, Classes and Objects, Constructors and Destructors.	4	
II	Operator Overloading and Inheritance – Overloading Unary Operators, Overloading Binary Operators, Overloading Binary Operators using Friends, Manipulation of Strings Using Operators.	4	15
	Inheritance – Multilevel Inheritance, Multiple Inheritance, Hierarchical Inheritance, Hybrid Inheritance. Virtual Base Classes, Abstract Classes, Constructors in Derived Classes, Member Classes: Nesting of Classes	5	
FIRST INTERNAL EXAM			
III	Virtual Functions and Polymorphism – Pointers to objects, this pointer, Pointers to derived classes, Virtual functions, Virtual Constructors and Destructors.	6	15
IV	Programming with JAVA – Overview of Java Language, Classes Objects and Methods, Method Overloading and Inheritance, Overriding Methods, Final Variables and Methods. Interfaces, Packages, Multithreaded programming, Managing Errors and Exceptions.	8	15
SECOND INTERNAL EXAM			
V	Introduction to Android : Setting up Development Environment, Basic Building blocks – Activities, Services, Broadcast Receivers & Content providers, UI Components – Views & notifications, Components for communication – Intents & Intent Filters,	6	20
VI	Application Structure-Android Manifest.xml, uses-permission & uses-sdk, Layouts & Drawable Resources, First sample Application, Emulator-Android Virtual Device, Basic UI design, Styles & Themes, Content Providers-SQLite Programming, Case study –Develop an App to demonstrate database usage.	7	20
END SEMESTER EXAM			

Assignment:

1. Assignment for implementing virtual base class in C++ related to some application.
2. Assignment for implementing a simple interactive applet in Java (eg: calculator)
3. A group assignment on simple android mobile app (eg: managing students' details and rank calculation of a class).


Question Paper Pattern (End semester exam)

Maximum marks : 100

Time : 3 hours

The question paper shall consist of three parts. Part A covers modules I and II, Part B covers modules III and IV, and Part C covers modules V and VI. Each part has three questions uniformly covering the two modules and each question can have maximum four subdivisions. In each part, any two questions are to be answered. Mark patterns are as per the syllabus with 60 % for theory and 40% for logical/numerical problems, derivation and proof.

APJ ABDUL KALAM
TECHNOLOGICAL
UNIVERSITY



COURSE CODE	COURSE NAME	L-T-P-C	YEAR OF INTRODUCTION
EC362	Modelling & Simulation of Communication Systems	3-0-0-3	2016
Prerequisite: EC301 Digital Signal Processing			
Course objectives: <ul style="list-style-type: none"> To impart the basic concepts of modeling and simulation of Communication Systems To study and evaluate the behavior and performance of the systems. 			
Syllabus: Simulation and Modelling Methodology, Review of Random Processes, Random Number generation, Modelling of Transmitter and Receiver subsystems, Communication channels and models, Estimation of parameters in simulation, Estimation of performance measures from simulation, Analysis of simulation results.			
Expected outcome: The students will be able to apply modeling and computational techniques to problems in the communication field			
Text Books: <ol style="list-style-type: none"> M.C. Jeruchim, Philip Balaban , K.Sam Shanmugam, Simulation of communication systems, Kluwer Academic/Plenum Press, New York, 2000 Raj Jain. The Art of Computer Systems Performance Analysis, John Wiley and Sons, 1991 (Chapter 25) 			
Course Plan			
Module	Course content	Hours	End Sem. Exam Marks
I	Simulation and Modelling Methodology: Review of Random Processes, Univariate and multivariate models, Transformation of random variables	3	15
	Bounds and approximations, Random process models, Markov and ARMA Sequences, Poisson Process, Gaussian Process	3	
	Random Number Generation, Generation of Random sequences	1	
	Testing Random Number Generators	1	
II	Modelling of Transmitter and Receiver subsystems: Information sources	1	15
	Channel coding, Radio frequency and optical modulation	2	
	Demodulation and detection, Filtering	1	
	Multiple Access : Issues in the simulation of Multiple Access	1	
FIRST INTERNAL EXAM			
III	Communication channels and models: Fading and multipath channels, The Almost Free space channel	3	15
	Conducting and Guided wave media	1	
	Finite state channel models, Methodology for simulating Communication systems operating over Fading Channels.	4	
IV	Estimation of parameters in simulation: Quality of an estimator, Estimating the average level of a waveform,	3	15

	Estimating the average power of a waveform, Estimating the power spectral density of a process	2	
	Estimating Delay and Phase.	2	
SECOND INTERNAL EXAM			
V	Estimation of performance measures from simulation: Estimation of SNR	3	20
	Estimating Performance measures for digital systems-The Monte Carlo Method	2	
	Importance sampling method	2	
VI	Analysis of simulation results: Model Verification Techniques, Model Validation Techniques	3	20
	Transient Removal, Terminating Simulations	2	
	Stopping Criteria, Variance Reduction	2	
END SEMESTER EXAM			

Question Paper Pattern (end semester exam)

Maximum marks : 100

Time : 3 hours

The question paper shall consist of three parts. Part A covers modules I and II, Part B covers modules III and IV, and Part C covers modules V and VI. Each part has three questions uniformly covering the two modules and each question can have maximum four subdivisions. In each part, any two questions are to be answered. Mark patterns are as per the syllabus with 30% for theory and 70% for logical/numerical problems, derivation and proof.



COURSE CODE	COURSE NAME	L-T-P-C	YEAR OF INTRODUCTION
EC366	Real Time Operating Systems	3-0-0-3	2016
Prerequisite: EC206 Computer Organization			
Course objectives:			
<ul style="list-style-type: none"> To understand the basics of operating systems tasks and basic OS architectures and develop these to RTOS To understand concepts of task scheduling To understand problems and issues related with multitasking To learn strategies to interface memory and I/O with RTOS kernels To impart skills necessary to develop software for embedded computer systems using a real-time operating system. 			
Syllabus:			
Introduction to OS and RTOS, Process management of OS/RTOS, Process Synchronization, Memory and I/O management, Applications of RTOS			
Expected outcome:			
The students will be familiar with operating systems, the real time operating systems and its applications.			
Text Books:			
<ol style="list-style-type: none"> C.M. Krishna and G.Shin, Real Time Systems, McGraw-Hill International Edition, 1997. William Stallings, Operating Systems: Internals and Design Principles, 7/e, Prentice Hall 			
References:			
<ol style="list-style-type: none"> Micro C/OS-II, The Real Time Kernel, CMP Books, Jean J Labrosse, 2011 Qiong Li and Caroline Yoa, Realtime Concepts for Embedded Systems, CRC Press Real-Time Embedded Components and Systems: With Linux and RTOS (Engineering) by Sam Siewert, John Pratt, 2015 Tanenbaum, Modern Operating Systems, 3/e, Pearson Edition, 2007. VxWorks: Programmer's Guide 5.4, Windriver, 1999 Wayne Wolf, Computers as Components: Principles of Embedded Computing System Design, 2/e, Kindle Publishers, 2005. 			
Course Plan			
Module	Course content	Hours	End Sem. Exam Marks
I	Operating system objectives and functions, Virtual Computers, Interaction of O. S. & hardware architecture, Evolution of operating systems	2	15
	Architecture of OS (Monolithic, Microkernel, Layered, Exo-kernel and Hybrid kernel structures)	3	
	Batch, Multi programming, Multitasking, Multiuser, parallel, distributed & real –time O.S.	3	
II	Uniprocessor Scheduling: Types of scheduling	2	15
	Scheduling algorithms: FCFS, SJF, Priority, Round Robin	3	
	UNIX Multi-level feedback queue scheduling, Thread Scheduling, Multiprocessor Scheduling concept	3	
FIRST INTERNAL EXAM			

III	Concurrency: Principles of Concurrency, Mutual Exclusion H/W Support, software approaches, Semaphores and Mutex, Message Passing techniques	2	15
	Classical Problems of Synchronization: Readers-Writers Problem, Producer Consumer Problem, Dining Philosopher problem.	3	
	Deadlock: Principles of deadlock, Deadlock Prevention, Deadlock Avoidance, Deadlock Detection, An Integrated Deadlock Strategies.	3	
IV	Memory Management requirements, Memory partitioning: Fixed, dynamic, partitioning	3	15
	Memory allocation Strategies (First Fit, Best Fit, Worst Fit, Next Fit), Fragmentation, Swapping, Segmentation, Paging, Virtual Memory, Demand paging	2	
	Page Replacement Policies (FIFO, LRU, Optimal, clock), Thrashing, Working Set Model	3	
SECOND INTERNAL EXAM			
V	I/O Management and Disk Scheduling: I/O Devices, Organization of I/O functions	2	20
	Operating System Design issues, I/O Buffering, Disk Scheduling (FCFS, SCAN, C-SCAN, SSTF), Disk Caches	3	
VI	Comparison and study of RTOS: Vxworks and μ COS	3	20
	Case studies: RTOS for Control Systems.	3	
END SEMESTER EXAM			

Question Paper

The question paper shall consist of three parts. Part A covers I and II module, Part B covers III and IV module, Part C covers V and VI module. Each part has three questions, which may have maximum four subdivisions. Among the three questions, one will be a compulsory question covering both modules and the remaining from each module, of which one to be answered. Mark patterns are as per the syllabus with 50 % for theory and 50% for logical/numerical problems, derivation and proof.

COURSE CODE	COURSE NAME	L-T-P-C	YEAR OF INTRODUCTION
EC368	Robotics	3-0-0-3	2016
Prerequisite: EC 307 Power Electronics & Instrumentation, EC 305 Microprocessors & Microcontrollers			
Course objectives:			
<ul style="list-style-type: none"> • To impart knowledge about the engineering aspects of Robots and their applications. 			
Syllabus:			
<p>Robots: Introduction, anatomy, Robot specifications, Robot characteristics, Areas of application, classification of robots. Robotic arm, Sensors, Encoders, Tachometers, Robotic drive systems and actuators, Specification, principle of operation and areas of application of: DC motor, Stepper motor, Servo motor and brushless DC motor, Microprocessor control of electric motors, speed control using PWM and direction control using H- Bridge, Robotic vision systems, Image processing techniques, kinematics, inverse kinematics, Velocity kinematics, Application of velocity kinematics for all serial manipulators, Digital and Programmable Logic (PLC) controllers. Robot Programming, Industrial applications of Robots, Mobile robots, Micro robots, Recent developments in Robotics.</p>			
Expected outcome:			
<ol style="list-style-type: none"> i. The students will have a thorough understanding about Robots and their applications ii. The students will be able to analyse and design robotic structures. 			
Text Books:			
<ol style="list-style-type: none"> 1. Mikell and Groover, Industrial Robotics – Technology, Programming and Applications, McGraw Hill, 2/e, 2012 2. Saeed B. Niku Introduction to Robotics. Analysis and control, applications- Wiley student edition, 2010 3. Spong and Vidyasagar, Robot Dynamics and Control, John Wiley & Sons, 1990. 			
References:			
<ol style="list-style-type: none"> 1. Ashitava Ghosal, Robotics, Fundamental concepts and analysis, OXFORD University Press, 2006 2. Fu, K.S,Gonzalez,R.C, Lee, C.S.G., Robotics, Control, Sensing, Vision and Intelligence, McGraw-Hill, 1987. 3. John. J.Craig, Introduction to Robotics: Mechanics and Control, PHI, 2005. 4. Klafter, R.D., Chmielewski, T.A, Negin, M, Robotic Engineering An Integrated Approach, PHI, 2007 5. Robert J. Schilling, Fundamentals of Robotics: Analysis & Control, Pearson Education, 2000 6. S. R. Deb, Robotics Technology and Flexible Automation, Tata McGraw Hill, New Delhi, 1994. 			

Course Plan			
Module	Course content	Hours	End Sem. Exam Marks
I	Introduction – Definition and origin of robotics, Robot Anatomy, Robot specifications, Robot characteristics – accuracy, precision, and repeatability, Areas of application, classification of robots. Robotic arm – Components and structure, Types of joints and workspace, Common kinematic arrangements, Wrists, End effectors.	7	15
II	Sensors: Types and applications of sensors in Robotics, position and displacement sensors, Strain gauge based force-torque sensors, Tachometers. Robotic drive systems and actuators: Hydraulic, Pneumatic and Electric drives. Specification, principle of operation and areas of application of: Stepper motor, Servo motor and brushless DC motor. Microprocessor control of electric motors, speed control using PWM and direction control using H- Bridge	6	15
FIRST INTERNAL EXAM			
III	Robotic vision systems: Imaging, Sensing and Digitization, Image processing techniques, Areas of application in robotics. Introduction to kinematics: Position and orientation of objects, Rotation, Euler angles, Rigid motion representation using Homogenous Transformation matrix.	7	15
IV	Forward kinematics: Link coordinates, Denavit-Hartenberg Representation, Application of DH convention to different serial kinematic arrangements fitted with spherical wrist. Inverse kinematics – General properties of solutions, Kinematic Decoupling, Inverse kinematic solutions for all basic types of three-link robotic arms fitted with a spherical wrist.	9	15
SECOND INTERNAL EXAM			
V	Velocity kinematics – Derivation of the Jacobian, Application of velocity kinematics for serial manipulators, importance of Singularities. Manipulator Dynamics. Introduction to Lagrangian mechanics and Dynamic equation for 2 DOF robots, Introduction to position control and force control of robotic manipulators, Robot actuation and control using PID controllers.	6	20
VI	Robot Programming – Programming methods, Robot language classification, Robot language structure, elements and its functions. Motion, End-effector and Sensor commands in VAL programming language. Simple programs. Industrial applications of Robots in material handling and assembly. Mobile robots, Recent developments in Robotics.	7	20
END SEMESTER EXAM			


Question Paper Pattern (End Semester Examk Pattern)

Max. Marks : 100

Time : 3 Hours

The question paper shall consist of three parts. Part A covers modules I and II, Part B covers modules III and IV, and Part C covers modules V and VI. Each part has three questions uniformly covering the two modules and each question can have maximum four subdivisions. In each part, any two questions are to be answered. Mark patterns are as per the syllabus with 70 % for theory and 30% for logical/numerical problems, derivation and proof.

APJ ABDUL KALAM
TECHNOLOGICAL
UNIVERSITY



COURSE CODE	COURSE NAME	L-T-P-C	YEAR OF INTRODUCTION
EC370	Digital Image Processing	3-0-0-3	2016
Prerequisite: EC301 Digital Signal Processing			
Course objectives:			
<ol style="list-style-type: none"> To study the image fundamentals and mathematical transforms necessary for image transform To study the image processing techniques like image enhancement, image reconstruction, image compression, image segmentation and image representation. 			
Syllabus:			
Digital image fundamentals, 2D Transforms, Image enhancement, Image restoration, Image segmentation, Image compression			
Expected outcome:			
The students will be able to:			
<ol style="list-style-type: none"> Distinguish / Analyse the various concepts and mathematical transforms necessary for image processing Differentiate and interpret the various image enhancement techniques Illustrate image segmentation algorithm Analyse basic image compression techniques 			
Text Books:			
<ol style="list-style-type: none"> Gonzalez Rafel C, Digital Image Processing, Pearson Education, 2009 S Jayaraman, S Esakkirajan, T Veerakumar, Digital image processing ,Tata Mc Graw Hill, 2015 			
References:			
<ol style="list-style-type: none"> Jain Anil K , Fundamentals of digital image processing: , PHI,1988 Kenneth R Castleman , Digital image processing:, Pearson Education,2/e,2003 Pratt William K , Digital Image Processing: , John Wiley,4/e,2007 			
Course Plan			
Module	Course content	Hours	End Sem. Exam Marks
I	Digital Image Fundamentals: Image representation, basic relationship between pixels, elements of DIP system, elements of visual perception-simple image formation model	3	15
	Vidicon and Digital Camera working principles	1	
	Brightness, contrast, hue, saturation, mach band effect,	1	
	Colour image fundamentals -RGB, CMY, HIS models	1	
	2D sampling, quantization.	1	
II	Review of matrix theory: row and column ordering- Toeplitz, Circulant and block matrix,	2	15
	2D Image transforms : DFT, its properties, Walsh transform, Hadamard transform, Haar transform,	3	
	DCT, KL transform and Singular Value Decomposition.	3	
FIRST INTERNAL EXAM			

III	Image Enhancement: Spatial domain methods: point processing- intensity transformations, histogram processing, image subtraction, image averaging	2	15
	Spatial filtering- smoothing filters, sharpening filters	1	
	Frequency domain methods: low pass filtering, high pass filtering, homomorphic filter.	2	
IV	Image Restoration: Degradation model, Unconstraint restoration- Lagrange multiplier and constraint restoration	2	15
	Inverse filtering- removal of blur caused by uniform linear motion, Weiner filtering,	2	
	Geometric transformations-spatial transformations	2	
SECOND INTERNAL EXAM			
V	Image segmentation: Classification of Image segmentation techniques, region approach, clustering techniques	2	20
	Segmentation based on thresholding, edge based segmentation	2	
	Classification of edges, edge detection, Hough transform, active contour	3	
VI	Image Compression: Need for compression, redundancy, classification of image compression schemes, Huffman coding, arithmetic coding, dictionary based compression, transform based compression,	5	20
	Image compression standards- JPEG& MPEG, vector quantization, wavelet based image compression.	3	
END SEMESTER EXAM			

Question Paper Pattern (End semester exam)

Maximum Marks : 100

Time : 3 hours

The question paper shall consist of three parts. Part A covers modules I and II, Part B covers modules III and IV, and Part C covers modules V and VI. Each part has three questions uniformly covering the two modules and each question can have maximum four subdivisions. In each part, any two questions are to be answered. Mark patterns are as per the syllabus with 50 % for theory and 50% for logical/numerical problems, derivation and proof.

2014

Course code	Course Name	L-T-P - Credits	Year of Introduction
**352	Comprehensive Examination	0-1-1-2	2016
Prerequisite : Nil			
Course Objectives			
<ul style="list-style-type: none"> To assess the comprehensive knowledge gained in basic courses relevant to the branch of study To comprehend the questions asked and answer them with confidence. 			
Assessment			
<p>Oral examination – To be conducted by the college (@ three students/hour) covering all the courses up to and including V semester– 50 marks</p> <p>Written examination - To be conducted by the Dept. on the date announced by the University– common to all students of the same branch – objective type (1 hour duration)– 50 multiple choice questions (4 choices) of 1 mark each covering the six common courses of S1&S2 and six branch specific courses listed – questions are set by the University - no negative marks – 50 marks.</p> <p><i>Note:</i> Both oral and written examinations are mandatory. But separate minimum marks is not insisted for pass. If a students does not complete any of the two assessments, grade I shall be awarded and the final grade shall be given only after the completion of both the assessments. The two hours allotted for the course may be used by the students for discussion, practice and for oral assessment.</p>			
Expected outcome.			
<ul style="list-style-type: none"> The students will be confident in discussing the fundamental aspects of any engineering problem/situation and give answers in dealing with them 			



COURSE CODE	COURSE NAME	L-T-P-C	YEAR OF INTRODUCTION
EC332	Communication Engineering Lab (Analog & Digital)	0-0-3-1	2016
Prerequisite: EC204 Analog Integrated Circuit, EC208 Analog Communication Engineering.			
Course objectives: <ul style="list-style-type: none"> • To provide experience on design, testing and analysis of few electronic circuits used in communication engineering. 			
List of Experiments: <p>Cycle I (Six experiments are mandatory)</p> <ol style="list-style-type: none"> 1. AM generation using discrete components. 2. AM using multiplier IC AD534 or AD633. 3. AM detection using envelope detector. 4. IF tuned amplifier. 5. FM using 555 IC. 6. FM generation and demodulation using PLL. 7. Frequency multiplier using PLL 8. Pre-emphasis and de-emphasis circuits 9. Analog signal sampling & Reconstruction <p>Cycle II (Six mandatory)</p> <ol style="list-style-type: none"> 10. Generation of Pseudo Noise Binary sequence using Shift registers 11. Time Division Multiplexing and Demultiplexing 12. Generation & Detection of DM/SIGMA DELTA/ ADM 13. Generation & Detection of PAM/PWM/PPM 14. Generation & Detection of BPSK/DPSK/DEPSK 15. Generation & Detection of PCM 16. 16 QPSK Modulation and Demodulation 			
Expected outcome: The students will be able to understand the basic concepts of circuits used in communication systems.			



COURSE CODE	COURSE NAME	L-T-P-C	YEAR OF INTRODUCTION
EC334	Microcontroller Lab	0-0-3-1	2016
Prerequisite: EC305 Microprocessors & Microcontrollers			
Course objectives:			
<ol style="list-style-type: none"> 1. To understand Assembly Language/embedded C programming of Microcontroller. 2. To interface simple peripheral devices to a Microcontroller. 3. To equip student groups to design and implement simple embedded systems. 			
List of Experiments:			
<u>PART –A</u> (At least 6 experiments are mandatory)			
Assembly Language Programming experiments using 8051 Trainer kit.			
<ol style="list-style-type: none"> 1. Data transfer/exchange between specified memory locations. 2. Largest/smallest from a series. 3. Sorting (Ascending/Descending) of data. 4. Addition / subtraction / multiplication / division of 8/16 bit data. 5. Sum of a series of 8 bit data. 6. Multiplication by shift and add method. 7. Square / cube / square root of 8 bit data. 8. Matrix addition. 9. LCM and HCF of two 8 bit numbers. 10. Code conversion – Hex to Decimal/ASCII to Decimal and vice versa. 			
<u>PART –B</u> (At least 4 experiments are mandatory)			
Interfacing experiments using 8051 Trainer kit and interfacing modules.			
<ol style="list-style-type: none"> 1. Time delay generation and relay interface. 2. Display (LED/Seven segments/LCD) and keyboard interface. 3. ADC interface. 4. DAC interface with wave form generation. 5. Stepper motor and DC motor interface. 6. Realization of Boolean expression through port. 7. Elevator interfacing. 			
<u>PART -C</u>(At least 2 experiments are mandatory)			
Programming / interfacing experiments with IDE for 8051/PIC/MSP/Arduino/Raspberry Pi based interfacing boards/sensor modules (Direct downloading of the pre-written ALP/‘C’/Python programs can be used).			
<ol style="list-style-type: none"> 1. Relay control 2. Distance measurement. 3. Temperature measurement / Digital Thermometer 4. Txr-Rxr interface. 5. Alphanumeric LCD display interface. 6. Simple project work including multiple interfaces. 			

Expected outcome:

The students will be able to:

1. Program Micro controllers.
2. Interface various peripheral devices to Micro controller.
3. Function effectively as an individual and in a team to accomplish the given task.

APJ ABDUL KALAM
TECHNOLOGICAL
UNIVERSITY

